

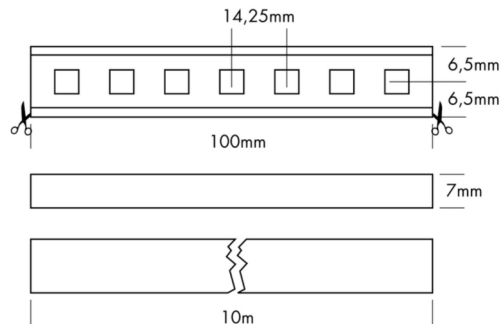
# Data sheet

L65EX704 - Flex Strip Extended 700 - W

**PROLED®**

Article name: Flex Strip Extended 700 - W

Article number: L65EX704



## Article description:

The PROLED FLEX STRIPS are perfect for indirect lighting, as custom made versions for fair or shop applications as well as for all kinds of illumination. Due to their shallow design and the individually adaptable lengths the PROLED FLEX STRIPS offer a wide spectrum of application possibilities.

- High flexibility - adaptable to round shapes.
- Installation with clamps or special glue. The 3M adhesive tape on the strip's backside (self adhesive) is only as fit-up aid.
- IP54
- dimmable and controllable via DMX 512, DALI, KNX, 1-10V, CASAMBI, RF by MULTI power supplies/controller
- up to 10m with a single power supply line.

## Technical:

<b>Mounting type:</b>	Surface-mounted on ceiling	<b>Electric:</b>	
<b>Adjustability:</b>	Fixed	System power:	13.8 W
<b>Controllability:</b>	Dimmable	Current:	24 V
<b>Safety:</b>	IP54	Safety class:	3
<b>Temperature range:</b>	-10...45 °C	EEL:	A++ - A
<b>Lifetime:</b>	50.000 h at L80B10	UGR:	30.36

## Shape and dimensions:

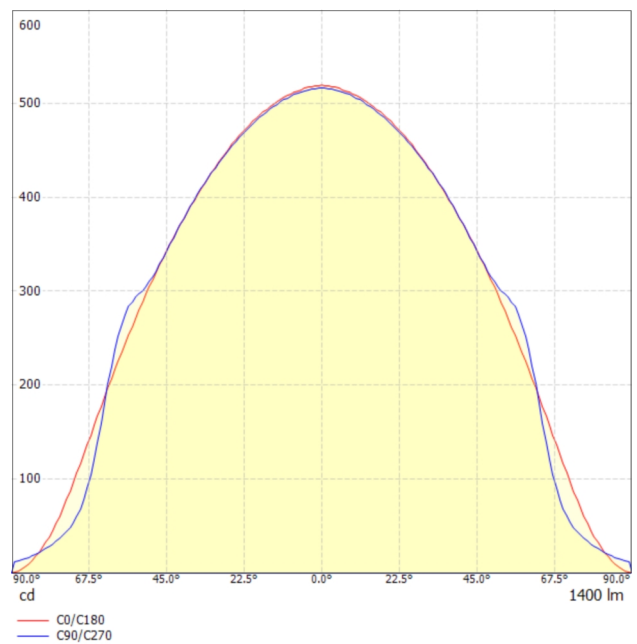
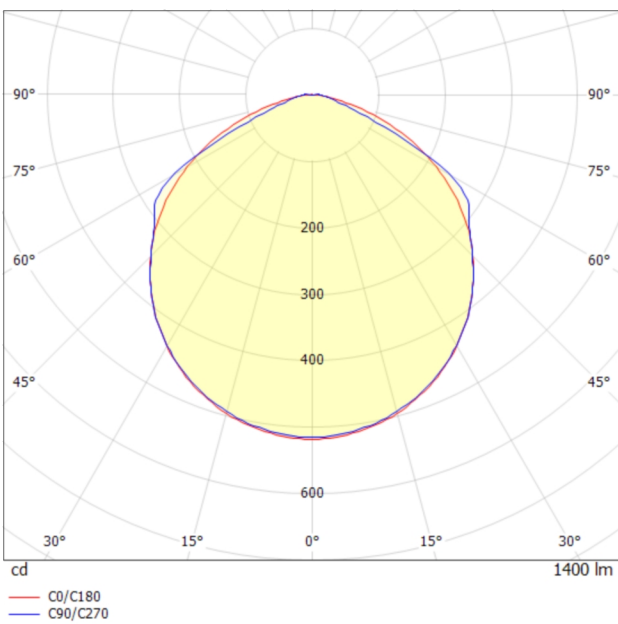
Length:	1000 mm
Width:	13 mm
Height:	7 mm
Weight:	-

Status 08.12.2020

Technical amendments and errors reserved.

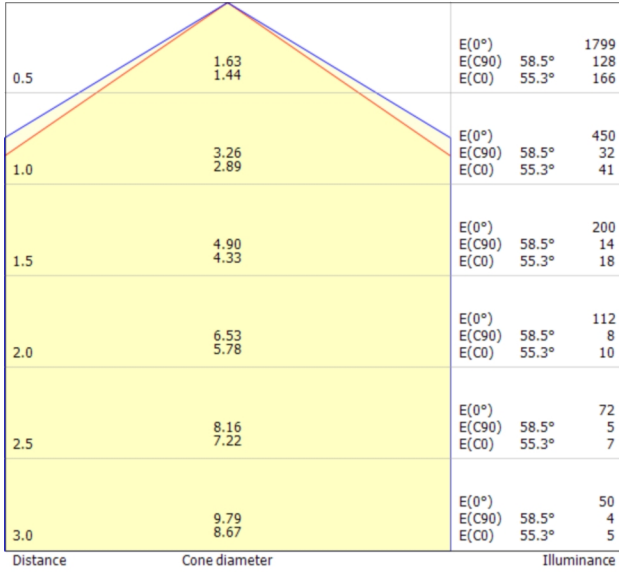
**Light output 1 (LED 6500K - CRI 90):**

<b>Lamp type:</b>	LED
<b>Lamp power:</b>	13.8 W
<b>Total luminous flux:</b>	1400 lm
<b>Light efficiency:</b>	101.4 lm/W
<b>CCT:</b>	6500 K
<b>CRI:</b>	90
<b>Light distribution:</b>	(Symmetrical) Wide flood (half value angle 45° ... 125°)



# Data sheet

L65EX704 - Flex Strip Extended 700 - W



— C0/C180 (Half-peak divergence: 110.6°)  
— C90/C270 (Half-peak divergence: 117.0°)

## Glare evaluation according to UGR

Room size	X	Y	Viewing direction at right angles to lamp axis					Viewing direction parallel to lamp axis				
p Ceiling	70	70	50	50	30	30	70	70	50	50	30	30
p Walls	50	30	50	30	30	30	50	30	50	30	30	30
p Floor	20	20	20	20	20	20	20	20	20	20	20	20
2H	2H	27.9	29.1	28.2	29.4	29.6	28.0	29.3	28.4	29.6	29.8	29.8
2H	3H	29.0	30.1	29.4	30.4	30.7	28.7	29.8	29.0	30.1	30.4	30.4
2H	4H	29.3	30.4	29.7	30.7	31.1	28.8	29.8	29.1	30.1	30.5	30.5
2H	6H	29.5	30.5	29.9	30.8	31.2	28.8	29.8	29.2	30.2	30.5	30.5
2H	8H	29.5	30.5	29.9	30.8	31.2	28.9	29.8	29.3	30.2	30.5	30.5
2H	12H	29.5	30.4	29.9	30.8	31.2	28.9	29.8	29.3	30.2	30.5	30.5
4H	2H	28.4	29.5	28.8	29.8	30.1	28.5	29.6	28.9	29.9	30.2	30.2
4H	3H	29.6	30.5	30.0	30.9	31.3	29.3	30.2	29.7	30.5	30.9	30.9
4H	4H	30.1	30.9	30.5	31.2	31.6	29.5	30.2	29.9	30.6	31.0	31.0
4H	6H	30.3	31.0	30.8	31.4	31.8	29.6	30.3	30.1	30.7	31.1	31.1
4H	8H	30.4	31.0	30.8	31.4	31.9	29.7	30.3	30.1	30.7	31.2	31.2
4H	12H	30.4	30.9	30.9	31.4	31.9	29.7	30.3	30.2	30.8	31.2	31.2
8H	4H	30.1	30.8	30.6	31.2	31.6	29.6	30.2	30.0	30.6	31.1	31.1
8H	6H	30.5	31.0	30.9	31.4	31.9	29.8	30.3	30.3	30.8	31.3	31.3
8H	8H	30.5	31.0	31.1	31.5	32.0	29.9	30.4	30.4	30.8	31.4	31.4
8H	12H	30.6	31.0	31.1	31.5	32.0	30.0	30.4	30.6	30.9	31.5	31.5
12H	4H	30.1	30.7	30.6	31.1	31.6	29.6	30.1	30.0	30.6	31.0	31.0
12H	6H	30.5	30.9	31.0	31.4	31.9	29.8	30.3	30.3	30.7	31.3	31.3
12H	8H	30.6	30.9	31.1	31.4	32.0	29.9	30.3	30.5	30.8	31.4	31.4

### Variation of the observer position for the luminaire distances S

S = 1.0H	+0.1 / -0.2	+0.2 / -0.2
S = 1.5H	+0.4 / -0.6	+0.7 / -0.6
S = 2.0H	+0.8 / -1.2	+1.3 / -2.1

Standard table	BK04	BK03
Correction summand	13.2	12.3

Correction glare indices referring to 1400lm total luminous flux

Status 08.12.2020

Technical amendments and errors reserved.