

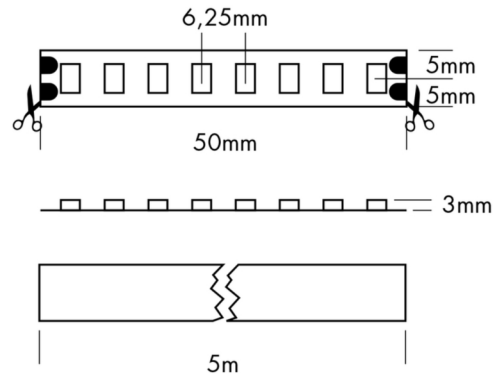
# Data sheet

L684906HL - Flex Strip IP53 800 HE+ Mono - WW

# PROLED®

Article name: Flex Strip IP53 800 HE+ Mono - WW

Article number: L684906HL



## Article description:

The PROLED FLEX STRIPS are perfect for indirect lighting, as custom made versions for fair or shop applications as well as for all kinds of illumination. Due to their shallow design and the individually adaptable lengths the PROLED FLEX STRIPS offer a wide spectrum of application possibilities.

- High efficiency
- High flexibility – adaptable to round shapes.
- Installation with 3M adhesive tape on the strip's backside (self adhesive).
- IP53 only if glued correctly and if the sides are sealed with glue.
- dimmable and controllable via DMX 512, DALI, KNX, 1-10 V, CASAMBI, RF by MULTI power supplies/controller

## Technical:

Mounting type:		Surface-mounted on ceiling		Electric:	
<b>Adjustability:</b>	Fixed	System power:	20 W	Current:	24 V
<b>Controllability:</b>	Dimmable	Safety class:	3	EEL:	A++ - A
<b>Safety:</b>	IP53	UGR:	37.11		
<b>Temperature range:</b>	-10...45 °C				
<b>Lifetime:</b>	50.000 h at L80B10				

## Shape and dimensions:

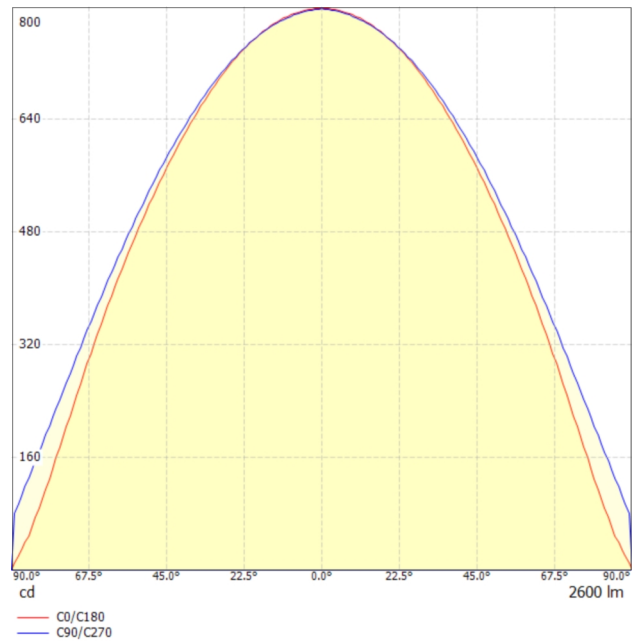
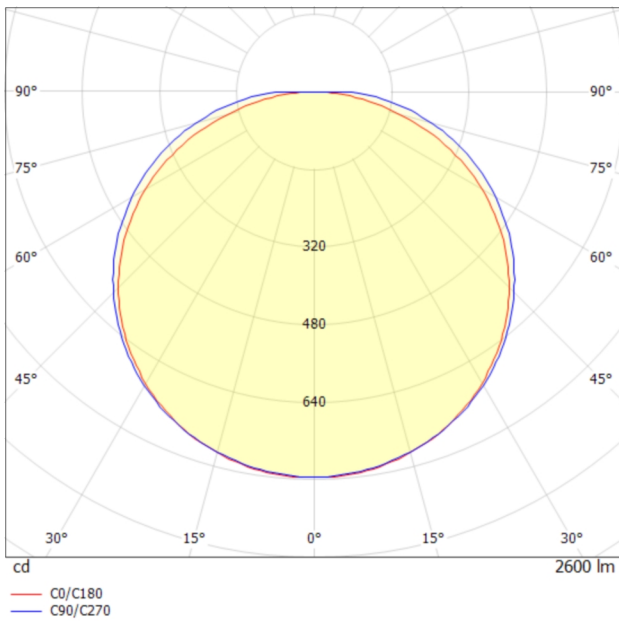
Length:	1000 mm
Width:	10 mm
Height:	3 mm
Weight:	-

Status 08.12.2020

Technical amendments and errors reserved.

**Light output 1 (LED 3000K - CRI 90):**

<b>Lamp type:</b>	LED
<b>Lamp power:</b>	20 W
<b>Total luminous flux:</b>	2600 lm
<b>Light efficiency:</b>	130 lm/W
<b>CCT:</b>	3000 K
<b>CRI:</b>	90
<b>Light distribution:</b>	(Symmetrical) Wide flood (half value angle 45° ... 125°)



# Data sheet

L684906HL - Flex Strip IP53 800 HE+ Mono - WW



0.5	1.97 1.75	E(0°) 3034 E(C90) 63.1° 141 E(C0) 60.2° 187
1.0	3.94 3.49	E(0°) 759 E(C90) 63.1° 35 E(C0) 60.2° 47
1.5	5.91 5.24	E(0°) 337 E(C90) 63.1° 16 E(C0) 60.2° 21
2.0	7.88 6.98	E(0°) 190 E(C90) 63.1° 9 E(C0) 60.2° 12
2.5	9.86 8.73	E(0°) 121 E(C90) 63.1° 6 E(C0) 60.2° 7
3.0	11.83 10.48	E(0°) 84 E(C90) 63.1° 4 E(C0) 60.2° 5

Distance                      Cone diameter                      Illuminance

— C0/C180 (Half-peak divergence: 120.4°)  
— C90/C270 (Half-peak divergence: 126.2°)

## Glare evaluation according to UGR

p Ceiling	70	70	50	50	30	30	70	70	50	50	30	30
p Walls	50	30	50	30	30	30	50	30	50	30	30	30
p Floor	20	20	20	20	20	20	20	20	20	20	20	20

Room size X	Y	Viewing direction at right angles to lamp axis					Viewing direction parallel to lamp axis				
		2H	2H	32.6	33.9	33.0	34.2	34.6	32.9	34.1	33.3
2H	3H	34.3	35.5	34.8	35.9	36.3	34.9	36.0	35.3	36.4	36.9
2H	4H	35.1	36.2	35.5	36.6	37.0	35.8	36.9	36.3	37.3	37.8
2H	6H	35.6	36.6	36.1	37.1	37.5	36.7	37.7	37.2	38.2	38.7
2H	8H	35.8	36.7	36.2	37.2	37.7	37.2	38.1	37.6	38.6	39.1
2H	12H	35.9	36.8	36.4	37.3	37.8	37.6	38.5	38.1	39.0	39.5
4H	2H	33.4	34.5	33.8	34.9	35.4	33.6	34.7	34.0	35.1	35.6
4H	3H	35.3	36.3	35.8	36.7	37.2	35.8	36.7	36.3	37.2	37.7
4H	4H	36.2	37.0	36.7	37.5	38.1	36.9	37.7	37.4	38.2	38.7
4H	6H	36.9	37.6	37.4	38.1	38.7	37.9	38.7	38.5	39.2	39.7
4H	8H	37.1	37.8	37.7	38.3	38.9	38.4	39.1	39.0	39.7	40.2
4H	12H	37.3	37.9	37.8	38.4	39.0	39.0	39.6	39.5	40.1	40.7
8H	4H	36.6	37.3	37.2	37.8	38.4	37.2	37.9	37.8	38.4	39.0
8H	6H	37.5	38.1	38.1	38.6	39.2	38.5	39.0	39.1	39.6	40.2
8H	8H	37.9	38.3	38.5	38.9	39.6	39.1	39.6	39.7	40.2	40.8
8H	12H	38.1	38.5	38.7	39.1	39.8	39.8	40.2	40.4	40.8	41.5
12H	4H	36.7	37.3	37.3	37.9	38.5	37.3	37.9	37.8	38.4	39.0
12H	6H	37.7	38.1	38.2	38.7	39.4	38.6	39.1	39.2	39.6	40.3
12H	8H	38.1	38.5	38.7	39.1	39.8	39.3	39.7	39.9	40.3	41.0

Variation of the observer position for the luminaire distances S		
S = 1.0H	+0.1 / -0.1	+0.1 / -0.1
S = 1.5H	+0.2 / -0.3	+0.2 / -0.2
S = 2.0H	+0.3 / -0.5	+0.3 / -0.4

Standard table	BK07	BK09
Correction summand	21.1	23.1

Correction glare indices referring to 2600lm total luminous flux

Status 08.12.2020

Technical amendments and errors reserved.