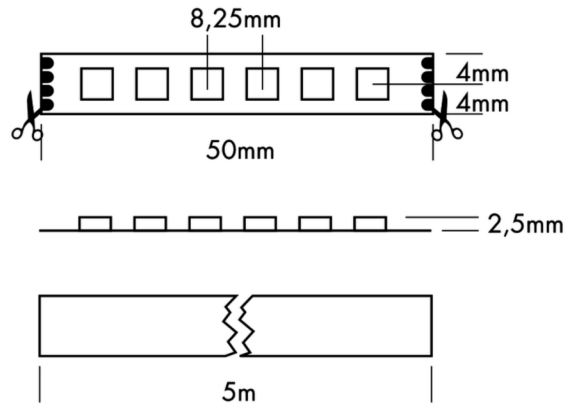


Data sheet

L6831000 - Flex Strip 3535 RGB

PROLED®

Article name: Flex Strip 3535 RGB
Article number: L6831000



Article description:

The PROLED FLEX STRIPS are perfect for indirect lighting, as custom made versions for fair or shop applications as well as for all kinds of illumination. Due to their shallow design and the individually adaptable lengths the PROLED FLEX STRIPS offer a wide spectrum of application possibilities.

- small PCB (8mm)
- 3 colours in one LED, therefore 100% smooth colour mixing.
- High flexibility - adaptable to round shapes.
- Installation with 3M adhesive tape on the strip's backside (self adhesive).
- dimmable, autom. colour change, controllable via DMX 512, DALI, KNX, 1-10V, CASAMBI, RF by MULTI power supplies/controller

Technical:

Mounting type:	Surface-mounted on ceiling	Electric:	
Adjustability:	Fixed	System power:	14,5 W
Controllability:	Dimmable	Current:	24 V
Safety:	IP20	Safety class:	3
Temperature range:	-10...45 °C	EEL:	-
Lifetime:	50.000 h at L80B10	UGR:	-

Shape and dimensions:

Length:	1000 mm
Width:	8 mm
Height:	3 mm
Weight:	-

State 02.11.2022

Technical amendments and errors reserved.

Light output 1 (LED Blue):

Lamp type:	LED
Lamp power:	5 W
Total luminous flux:	120 lm
Light efficiency:	24 lm/W
CCT:	- K
CRI:	0
Light distribution:	(Symmetrical) Wide flood (half value angle 45°...125°)

Light output 2 (LED Green):

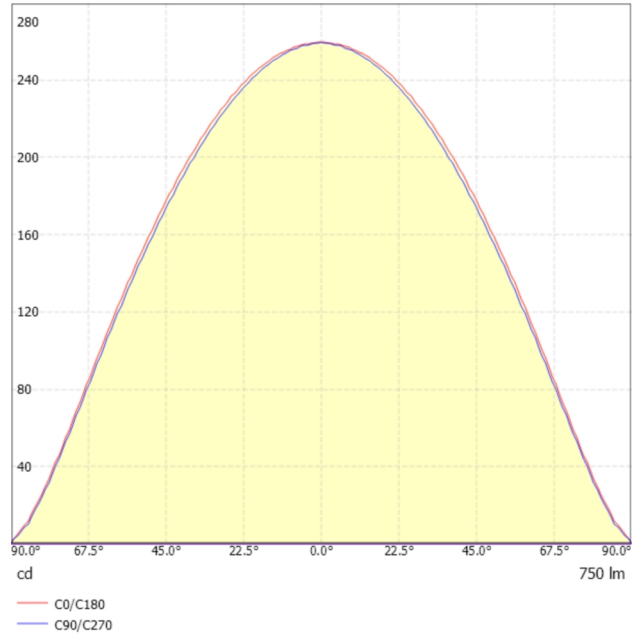
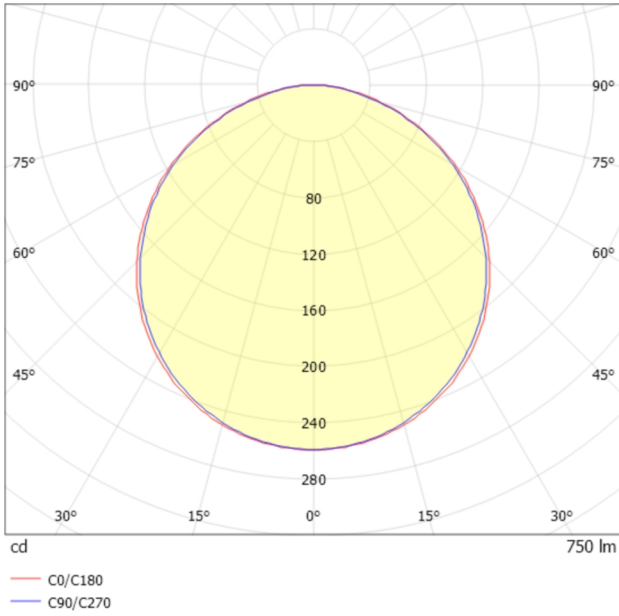
Lamp type:	LED
Lamp power:	5.3 W
Total luminous flux:	480 lm
Light efficiency:	90.6 lm/W
CCT:	7247 K
CRI:	0
Light distribution:	(Symmetrical) Wide flood (half value angle 45°...125°)

Light output 3 (LED Red):

Lamp type:	LED
Lamp power:	4.2 W
Total luminous flux:	150 lm
Light efficiency:	35.7 lm/W
CCT:	- K
CRI:	0
Light distribution:	(Symmetrical) Wide flood (half value angle 45°...125°)

Data sheet

L6831000 - Flex Strip 3535 RGB



Distance	Cone diameter	illuminance
0.5	1.51	E(0°) 710
	1.56	E(C90) 56.4° 60
		E(C0) 57.3° 56
1.0	3.01	E(0°) 177
	3.12	E(C90) 56.4° 15
		E(C0) 57.3° 14
1.5	4.52	E(0°) 79
	4.67	E(C90) 56.4° 7
		E(C0) 57.3° 6
2.0	6.02	E(0°) 44
	6.23	E(C90) 56.4° 4
		E(C0) 57.3° 3
2.5	7.53	E(0°) 28
	7.79	E(C90) 56.4° 2
		E(C0) 57.3° 2
3.0	9.03	E(0°) 20
	9.35	E(C90) 56.4° 2
		E(C0) 57.3° 2

Distance Cone diameter Illuminance

— C0/C180 (Half-peak divergence: 114.6°)
— C90/C270 (Half-peak divergence: 112.8°)

Glare evaluation according to UGR

	70	70	50	50	30	70	70	50	50	30
ρ Ceiling	70	70	50	50	30	70	70	50	50	30
ρ Walls	50	30	50	30	30	50	30	50	30	30
ρ Floor	20	20	20	20	20	20	20	20	20	20

Room size	X	Y	Viewing direction at □ right angles to lamp axis					Viewing direction □ parallel to lamp axis				
			2H	3H	4H	6H	8H	12H	2H	3H	4H	6H
2H	2H	23.5	24.8	23.8	25.1	25.3	23.4	24.7	23.7	25.0	25.2	
2H	3H	25.1	26.3	25.4	26.6	26.8	25.0	26.2	25.3	26.4	26.7	
2H	4H	25.7	26.8	26.0	27.1	27.4	25.5	26.7	25.9	27.0	27.3	
2H	6H	26.1	27.2	26.5	27.5	27.8	26.0	27.0	26.3	27.3	27.6	
2H	8H	26.3	27.3	26.6	27.6	27.9	26.1	27.1	26.4	27.4	27.7	
2H	12H	26.3	27.3	26.7	27.6	28.0	26.1	27.1	26.5	27.4	27.8	
4H	2H	24.2	25.3	24.5	25.6	25.9	24.1	25.2	24.5	25.5	25.8	
4H	3H	25.9	26.9	26.3	27.2	27.6	25.8	26.8	26.2	27.1	27.5	
4H	4H	26.7	27.5	27.1	27.9	28.3	26.6	27.4	27.0	27.8	28.1	
4H	6H	27.2	28.0	27.7	28.4	28.8	27.1	27.8	27.5	28.2	28.6	
4H	8H	27.4	28.1	27.9	28.5	28.9	27.2	27.9	27.7	28.3	28.8	
4H	12H	27.5	28.2	28.0	28.6	29.0	27.3	28.0	27.8	28.4	28.8	
8H	4H	27.0	27.7	27.4	28.1	28.5	26.9	27.5	27.3	27.9	28.4	
8H	6H	27.6	28.2	28.1	28.6	29.1	27.5	28.1	28.0	28.5	29.0	
8H	8H	27.9	28.4	28.4	28.8	29.3	27.7	28.2	28.2	28.7	29.2	
8H	12H	28.1	28.5	28.6	29.0	29.5	27.9	28.3	28.4	28.8	29.3	
12H	4H	27.0	27.6	27.4	28.0	28.5	26.9	27.5	27.3	27.9	28.4	
12H	6H	27.7	28.2	28.2	28.6	29.1	27.6	28.1	28.0	28.5	29.0	
12H	8H	28.0	28.4	28.5	28.9	29.4	27.8	28.3	28.3	28.7	29.2	

Variation of the observer position for the luminaire distances S

Correction summand	+10,8 +0,1/-0,1	+10,6 +0,1/-0,1
Standard Table	+0,0/-0,3	+0,0/-0,4
Complete luminaires referring to 750lm/4000K/typical flux	+0,0/-0,3	+0,0/-0,4

State 02.11.2022

Technical amendments and errors reserved.