

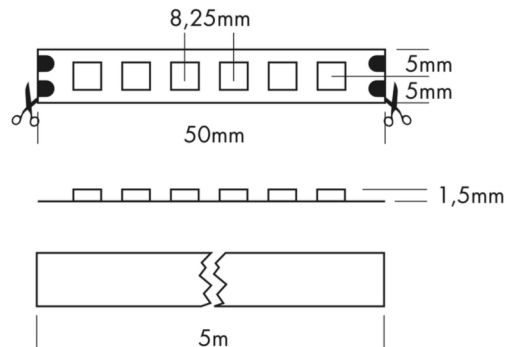
Data sheet

L66826HL - Flex Strip 600 HE+ Mono - SWW

PROLED®

Article name: Flex Strip 600 HE+ Mono - SWW

Article number: L66826HL



Article description:

The PROLED FLEX STRIPS are perfect for indirect lighting, as custom made versions for fair or shop applications as well as for all kinds of illumination. Due to their shallow design and the individually adaptable lengths the PROLED FLEX STRIPS offer a wide spectrum of application possibilities.

- High efficiency (100 Lumen per Watt)
- High flexibility - adaptable to round shapes.
- Installation with 3M adhesive tape on the strip's backside (self adhesive)
- dimmable and controllable via DMX 512, DALI, KNX, 1-10V, CASAMBI, RF by MULTI power supplies/controller

Technical:

Mounting type:	Surface-mounted on ceiling	Electric:	
Adjustability:	Fixed	System power:	19 W
Controllability:	Dimmable	Current:	24 V
Safety:	IP20	Safety class:	3
Temperature range:	-10...45 °C	EEL:	A++ - A
Lifetime:	50.000 h at L80B10	UGR:	31.06

Shape and dimensions:

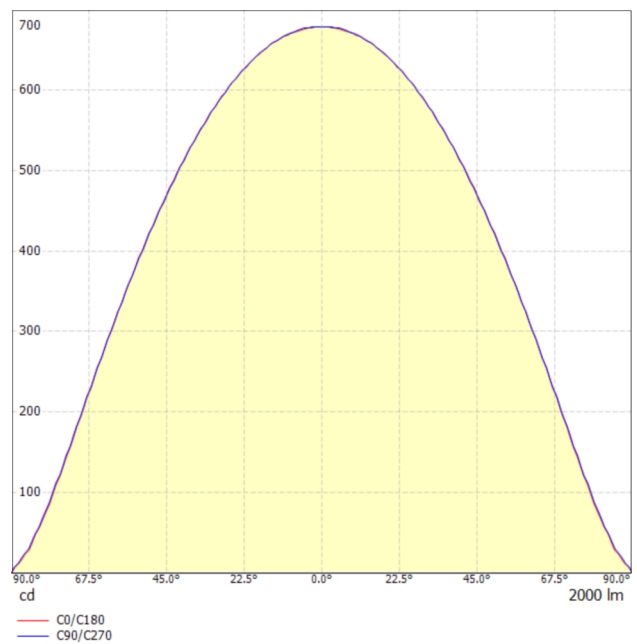
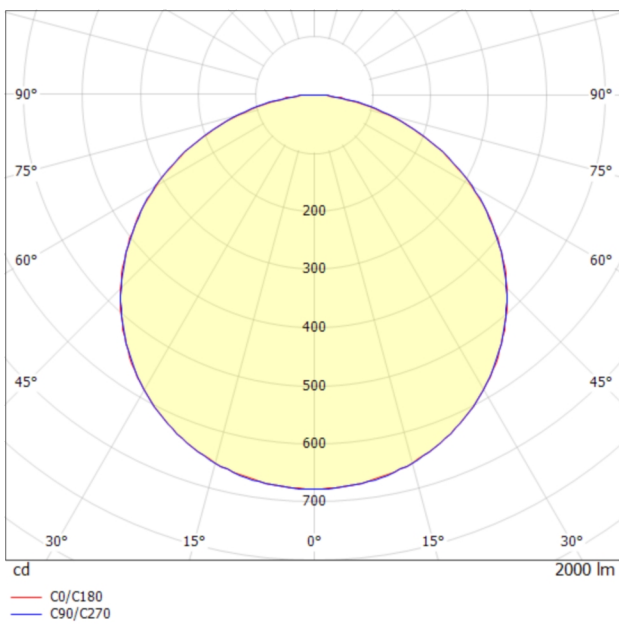
Length:	1000 mm
Width:	10 mm
Height:	2 mm
Weight:	-

Status 08.12.2020

Technical amendments and errors reserved.

Light output 1 (LED 2700K - CRI 90):

Lamp type:	LED
Lamp power:	19 W
Total luminous flux:	2000 lm
Light efficiency:	105.3 lm/W
CCT:	2700 K
CRI:	90
Light distribution:	(Symmetrical) Wide flood (half value angle 45° ... 125°)



Data sheet

L66826HL - Flex Strip 600 HE+ Mono - SWW



0.5	1.58	E(0°) E(C0)	887 57.7° 68
1.0	3.16	E(0°) E(C0)	222 57.7° 17
1.5	4.75	E(0°) E(C0)	99 57.7° 8
2.0	6.33	E(0°) E(C0)	55 57.7° 4
2.5	7.91	E(0°) E(C0)	35 57.7° 3
3.0	9.49	E(0°) E(C0)	25 57.7° 2

Distance Cone diameter Illuminance

— C0/C180 (Half-peak divergence: 115.4°)

Glare evaluation according to UGR													
Room size		Viewing direction at right angles to lamp axis					Viewing direction parallel to lamp axis						
X	Y	2H	3H	4H	6H	8H	12H	2H	3H	4H	6H	8H	12H
2H	2H	27.2	28.5	27.5	28.8	29.0	27.2	28.5	27.5	28.8	29.0	27.2	28.5
2H	3H	28.8	30.0	29.1	30.3	30.5	28.8	30.0	29.1	30.3	30.5	28.8	30.0
2H	4H	29.4	30.5	29.7	30.8	31.1	29.4	30.5	29.7	30.8	31.1	29.4	30.5
2H	6H	29.8	30.8	30.1	31.1	31.5	29.8	30.9	30.2	31.2	31.5	29.8	30.9
2H	8H	29.9	30.9	30.3	31.2	31.6	29.9	31.0	30.3	31.3	31.6	29.9	31.0
2H	12H	30.0	30.9	30.3	31.3	31.6	30.0	31.0	30.4	31.3	31.7	30.0	31.0
4H	2H	27.9	29.0	28.3	29.3	29.6	27.9	29.0	28.3	29.3	29.6	27.9	29.0
4H	3H	29.6	30.6	30.0	31.0	31.3	29.7	30.6	30.0	31.0	31.3	29.7	30.6
4H	4H	30.4	31.2	30.8	31.6	32.0	30.4	31.3	30.8	31.6	32.0	30.4	31.3
4H	6H	30.9	31.6	31.3	32.0	32.4	30.9	31.7	31.4	32.1	32.5	30.9	31.7
4H	8H	31.1	31.8	31.5	32.2	32.6	31.1	31.8	31.6	32.2	32.6	31.1	31.8
4H	12H	31.2	31.8	31.6	32.2	32.6	31.2	31.8	31.7	32.3	32.7	31.2	31.8
8H	4H	30.7	31.4	31.1	31.8	32.2	30.7	31.4	31.1	31.8	32.2	30.7	31.4
8H	6H	31.3	31.9	31.8	32.3	32.8	31.3	31.9	31.8	32.3	32.8	31.3	31.9
8H	8H	31.6	32.0	32.0	32.5	33.0	31.6	32.1	32.1	32.5	33.0	31.6	32.1
8H	12H	31.7	32.1	32.2	32.6	33.1	31.8	32.2	32.3	32.7	33.2	31.7	32.1
12H	4H	30.7	31.3	31.1	31.7	32.2	30.7	31.3	31.2	31.7	32.2	30.7	31.3
12H	6H	31.4	31.9	31.9	32.3	32.8	31.4	31.9	31.9	32.4	32.8	31.4	31.9
12H	8H	31.6	32.1	32.1	32.5	33.0	31.7	32.1	32.2	32.6	33.1	31.7	32.1

Variation of the observer position for the luminaire distances S		
S = 1.0H	+0.1 / -0.1	+0.1 / -0.1
S = 1.5H	+0.2 / -0.3	+0.2 / -0.3
S = 2.0H	+0.4 / -0.7	+0.4 / -0.7

Standard table	BK06	BK06
Correction summand	14.4	14.5

Correction glare indices referring to 2000lm total luminous flux