

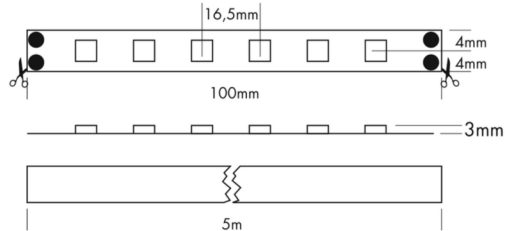
# Data sheet

L624808 - Flex Strip IP53 300 Mono - NW

# PROLED®

Article name: Flex Strip IP53 300 Mono - NW

Article number: L624808



## Article description:

The PROLED FLEX STRIPS are perfect for indirect lighting, as custom made versions for fair or shop applications as well as for all kinds of illumination. Due to their shallow design and the individually adaptable lengths the PROLED FLEX STRIPS offer a wide spectrum of application possibilities.

- High flexibility - adaptable to round shapes.
- Installation with 3M adhesive tape on the strip's backside (self adhesive)
- IP53 only if glued correctly and if the sides are sealed with glue.
- dimmable and controllable via DMX 512, DALI, KNX, 1-10V, CASAMBI, RF by MULTI power supplies/controller

## Technical:

**Mounting type:** Surface-mounted on ceiling

**Adjustability:** Fixed

**Controllability:** Dimmable

**Safety:** IP53

**Temperature range:** -10...45 °C

**Lifetime:** 50.000 h at L80B10

### Electric:

System power: 4.8 W

Current: 24 V

Safety class: 3

EEL: A++ - A

UGR: 31.33

### Shape and dimensions:

Length: 1000 mm

Width: 8 mm

Height: 3 mm

Weight: -

Status 08.12.2020

Technical amendments and errors reserved.

PROLED®

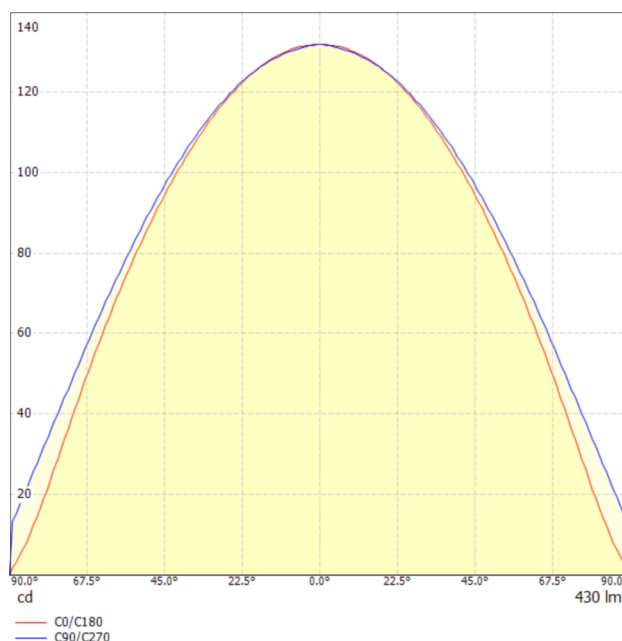
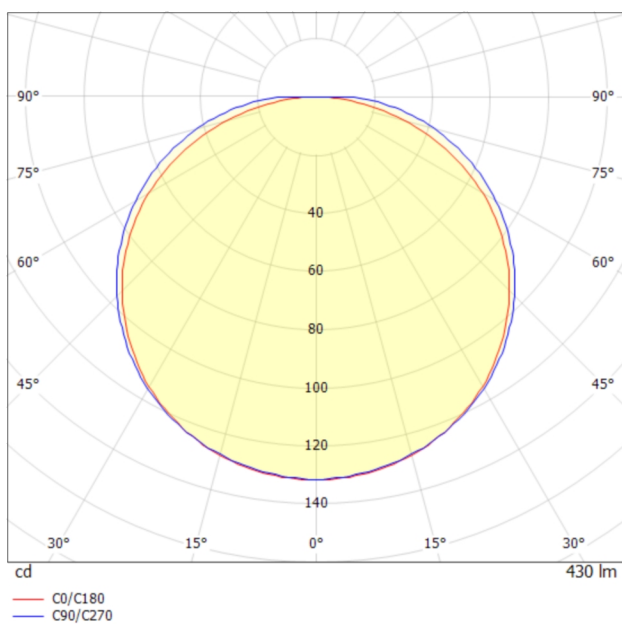
MBN GmbH | Balthasar-Schaller-Str. 3 | 86316 Friedberg | Germany

Phone +49.821.60099-0 | Fax +49.821.60099-99

info@proled.com | proled.com

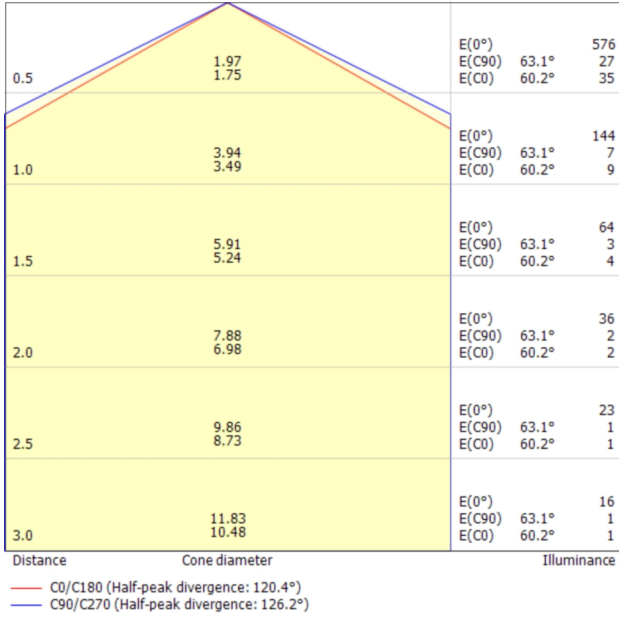
Light output 1 (LED 4000K - CRI 90):

Lamp type:	LED
Lamp power:	4.8 W
Total luminous flux:	430 lm
Light efficiency:	89.6 lm/W
CCT:	4000 K
CRI:	90
Light distribution:	(Symmetrical) Wide flood (half value angle 45° ... 125°)



# Data sheet

L624808 - Flex Strip IP53 300 Mono - NW



## Glare evaluation according to UGR

Room size	X	Y	Viewing direction at right angles to lamp axis					Viewing direction parallel to lamp axis				
p Ceiling	70	70	50	50	30	30	70	70	50	50	30	30
p Walls	50	30	50	30	30	30	50	30	50	30	30	30
p Floor	20	20	20	20	20	20	20	20	20	20	20	20
Room size	X	Y	Viewing direction at right angles to lamp axis					Viewing direction parallel to lamp axis				
2H	2H		26.8	28.1	27.2	28.5	28.9	27.1	28.4	27.5	28.7	29.1
2H	3H		28.6	29.7	29.0	30.1	30.6	29.1	30.2	29.5	30.6	31.1
2H	4H		29.3	30.4	29.7	30.8	31.3	30.0	31.1	30.5	31.6	32.0
2H	6H		29.8	30.8	30.3	31.3	31.8	30.9	32.0	31.4	32.4	32.9
2H	8H		30.0	31.0	30.5	31.4	31.9	31.4	32.4	31.9	32.8	33.3
2H	12H		30.1	31.0	30.6	31.5	32.0	31.8	32.8	32.3	33.2	33.7
4H	2H		27.6	28.7	28.1	29.1	29.6	27.8	28.9	28.3	29.3	29.8
4H	3H		29.6	30.5	30.0	31.0	31.5	30.0	30.9	30.5	31.4	31.9
4H	4H		30.4	31.3	30.9	31.7	32.3	31.1	31.9	31.6	32.4	33.0
4H	6H		31.1	31.8	31.6	32.3	32.9	32.2	32.9	32.7	33.4	34.0
4H	8H		31.3	32.0	31.9	32.5	33.1	32.7	33.4	33.2	33.9	34.5
4H	12H		31.5	32.1	32.1	32.7	33.3	33.2	33.8	33.8	34.4	35.0
8H	4H		30.9	31.5	31.4	32.1	32.6	31.4	32.1	32.0	32.7	33.2
8H	6H		31.7	32.3	32.3	32.8	33.5	32.7	33.3	33.3	33.8	34.4
8H	8H		32.1	32.6	32.7	33.2	33.8	33.3	33.8	33.9	34.4	35.1
8H	12H		32.3	32.8	33.0	33.4	34.0	34.0	34.5	34.6	35.0	35.7
12H	4H		30.9	31.5	31.5	32.1	32.7	31.5	32.1	32.0	32.6	33.2
12H	6H		31.9	32.4	32.5	32.9	33.6	32.8	33.3	33.4	33.9	34.5
12H	8H		32.3	32.7	32.9	33.3	34.0	33.5	33.9	34.1	34.5	35.2
Variation of the observer position for the luminaire distances S												
S = 1.0H	+0.1 / -0.1					+0.1 / -0.1						
S = 1.5H	+0.2 / -0.3					+0.2 / -0.2						
S = 2.0H	+0.3 / -0.5					+0.3 / -0.4						
Standard table	BK07					BK09						
Correction summand	15.4					17.3						
Correction glare indices referring to 430lm total luminous flux												

Status 08.12.2020

Technical amendments and errors reserved.