

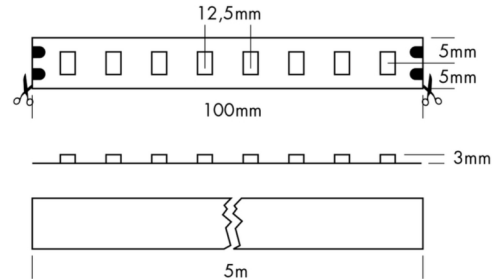
Data sheet

L644936HL - Flex Strip IP53 400 HE+ Mono - UWW

PROLED®

Article name: Flex Strip IP53 400 HE+ Mono - UWW

Article number: L644936HL



Article description:

The PROLED FLEX STRIPS are perfect for indirect lighting, as custom made versions for fair or shop applications as well as for all kinds of illumination. Due to their shallow design and the individually adaptable lengths the PROLED FLEX STRIPS offer a wide spectrum of application possibilities.

- High efficiency
- High flexibility – adaptable to round shapes.
- Installation with 3M adhesive tape on the strip's backside (self adhesive).
- IP53 only if glued correctly and if the sides are sealed with glue.
- dimmable and controllable via DMX 512, DALI, KNX, 1-10 V, CASAMBI, RF by MULTI power supplies/controller

Technical:

Mounting type: Surface-mounted on ceiling

Adjustability: Fixed

Controllability: Dimmable

Safety: IP53

Temperature range: -10...45 °C

Lifetime: 50.000 h at L80B10

Electric:

System power: 14.4 W

Current: 24 V

Safety class: 3

EEL: A++ - A

UGR: 37.11

Shape and dimensions:

Length: 1000 mm

Width: 10 mm

Height: 3 mm

Weight: -

Status 08.12.2020

Technical amendments and errors reserved.

PROLED®

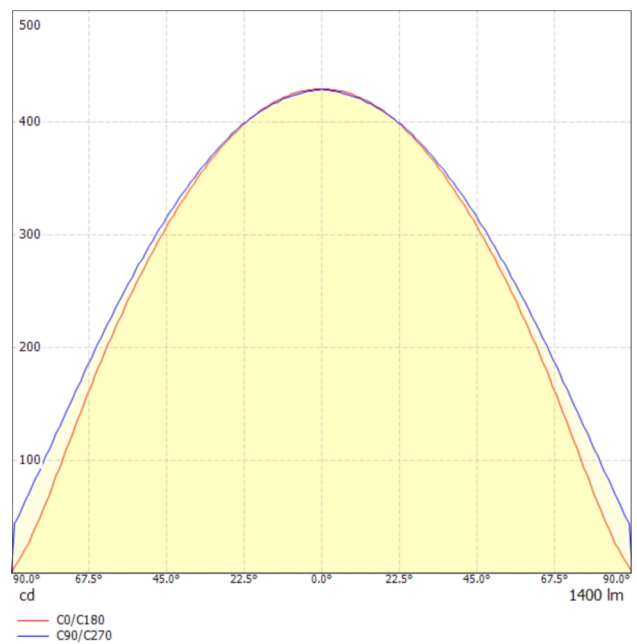
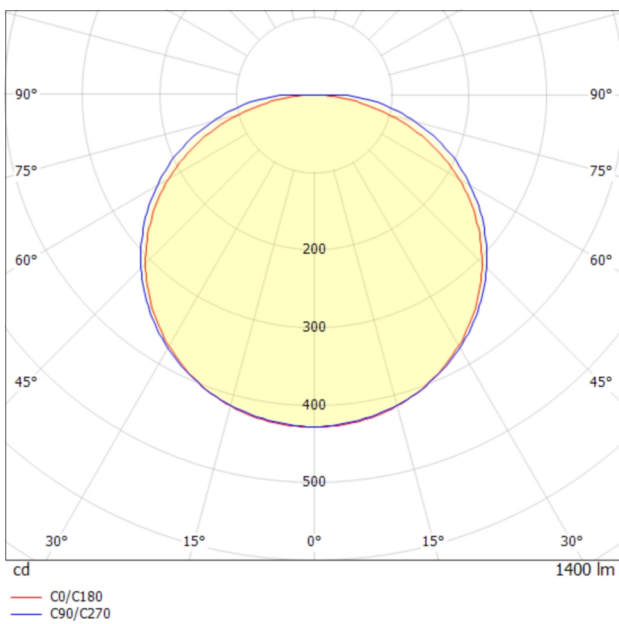
MBN GmbH | Balthasar-Schaller-Str. 3 | 86316 Friedberg | Germany

Phone +49.821.60099-0 | Fax +49.821.60099-99

info@proled.com | proled.com

Light output 1 (LED 2400K - CRI 90):

Lamp type:	LED
Lamp power:	14.4 W
Total luminous flux:	1400 lm
Light efficiency:	97.2 lm/W
CCT:	2400 K
CRI:	90
Light distribution:	(Symmetrical) Wide flood (half value angle 45° ... 125°)



Data sheet

L644936HL - Flex Strip IP53 400 HE+ Mono - UWW



0.5	1.97 1.75	E(0°) 3034 E(C90) 63.1° 141 E(C0) 60.2° 187
1.0	3.94 3.49	E(0°) 759 E(C90) 63.1° 35 E(C0) 60.2° 47
1.5	5.91 5.24	E(0°) 337 E(C90) 63.1° 16 E(C0) 60.2° 21
2.0	7.88 6.98	E(0°) 190 E(C90) 63.1° 9 E(C0) 60.2° 12
2.5	9.86 8.73	E(0°) 121 E(C90) 63.1° 6 E(C0) 60.2° 7
3.0	11.83 10.48	E(0°) 84 E(C90) 63.1° 4 E(C0) 60.2° 5

Distance Cone diameter Illuminance

— C0/C180 (Half-peak divergence: 120.4°)
— C90/C270 (Half-peak divergence: 126.2°)

Glare evaluation according to UGR

p Ceiling	70	70	50	50	30	30	70	70	50	50	30	30
p Walls	50	30	50	30	30	30	50	30	50	30	30	30
p Floor	20	20	20	20	20	20	20	20	20	20	20	20

Room size X	Y	Viewing direction at right angles to lamp axis					Viewing direction parallel to lamp axis				
		2H	2H	32.6	33.9	33.0	34.2	34.6	32.9	34.1	33.3
2H	3H	34.3	35.5	34.8	35.9	36.3	34.9	36.0	35.3	36.4	36.9
2H	4H	35.1	36.2	35.5	36.6	37.0	35.8	36.9	36.3	37.3	37.8
2H	6H	35.6	36.6	36.1	37.1	37.5	36.7	37.7	37.2	38.2	38.7
2H	8H	35.8	36.7	36.2	37.2	37.7	37.2	38.1	37.6	38.6	39.1
2H	12H	35.9	36.8	36.4	37.3	37.8	37.6	38.5	38.1	39.0	39.5
4H	2H	33.4	34.5	33.8	34.9	35.4	33.6	34.7	34.0	35.1	35.6
4H	3H	35.3	36.3	35.8	36.7	37.2	35.8	36.7	36.3	37.2	37.7
4H	4H	36.2	37.0	36.7	37.5	38.1	36.9	37.7	37.4	38.2	38.7
4H	6H	36.9	37.6	37.4	38.1	38.7	37.9	38.7	38.5	39.2	39.7
4H	8H	37.1	37.8	37.7	38.3	38.9	38.4	39.1	39.0	39.7	40.2
4H	12H	37.3	37.9	37.8	38.4	39.0	39.0	39.6	39.5	40.1	40.7
8H	4H	36.6	37.3	37.2	37.8	38.4	37.2	37.9	37.8	38.4	39.0
8H	6H	37.5	38.1	38.1	38.6	39.2	38.5	39.0	39.1	39.6	40.2
8H	8H	37.9	38.3	38.5	38.9	39.6	39.1	39.6	39.7	40.2	40.8
8H	12H	38.1	38.5	38.7	39.1	39.8	39.8	40.2	40.4	40.8	41.5
12H	4H	36.7	37.3	37.3	37.9	38.5	37.3	37.9	37.8	38.4	39.0
12H	6H	37.7	38.1	38.2	38.7	39.4	38.6	39.1	39.2	39.6	40.3
12H	8H	38.1	38.5	38.7	39.1	39.8	39.3	39.7	39.9	40.3	41.0

Variation of the observer position for the luminaire distances S		
S = 1.0H	+0.1 / -0.1	+0.1 / -0.1
S = 1.5H	+0.2 / -0.3	+0.2 / -0.2
S = 2.0H	+0.3 / -0.5	+0.3 / -0.4

Standard table	BK07	BK09
Correction summand	21.1	23.1

Correction glare indices referring to 1400lm total luminous flux

Status 08.12.2020

Technical amendments and errors reserved.