

Toning Series Specification

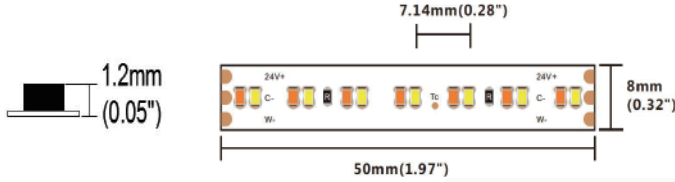
D6280SWW

24V-8mm



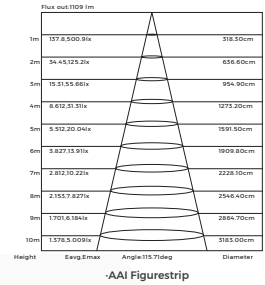
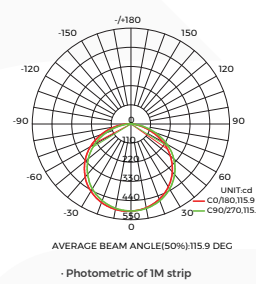
【General description】

- Three-wire adjustable toning and high-dense strip makes it widely match all kinds of controllers
- Ultra-slim thickness of 1.2mm, matching profiles better
- CRI 90, With life span over 36000H
- Ta: -25-40°C; Tc: 75°C (max)



【Dimension】

- | | |
|------------------------------------|--|
| Input voltage: DC24V | Max.length: 5000mm(16.4') |
| CRI: 90 | Cutting unit: 14leds/50mm(1.97") |
| Max.power: 16.5W(1m) | LED pitch: 7.14mm(0.28") |
| Power range: 13.5~16.5W(1m) | Min. bend diameter: Φ 60mm(2.36") |
| Rated current: 0.625A(1m) 2.6A(5m) | Mounting: 3M tape |
| Typical Power: 15W(1m) 62.4W(5m) | Copper foil: 2oz |
| tape IP: IP20/IP65/IP67 | |
| On-off times: 10000 (test times) | |
| Warranty: 5years | |
| (Warranty is based on indoor use) | |

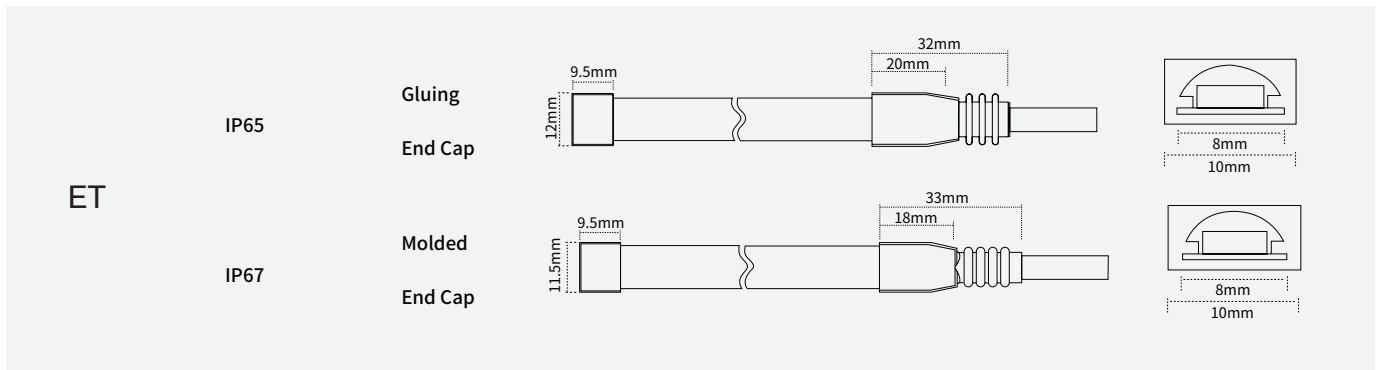


【Photo-electric Parameters】




CRI	Color	CCT	Lumen(lm/m)	Lumen(lm/ft)	lm/W	ErP 2019
Ra>90	SWW	2700K-6000K	1575	480	105	F
Ra>90	SW	2700K	750	228	100	F
Ra>90	W	6000K	825	251	110	F

- 1.The tolerance of output data can be vary up to 15%.
- 2.the output data tested according to IES TM-30-15.
- 3.the output data is based on IP20/Imeter, data of 5m in only for reference.
- 4.IP protection process leads changes to size, CCT and luminous flux.






【IP process information】



【Electronic & output data】

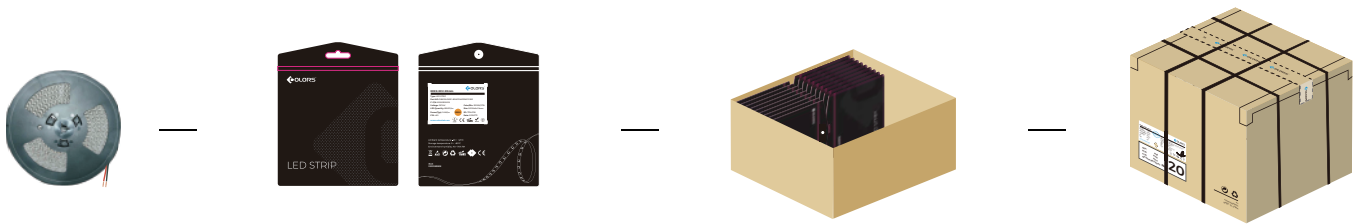
IP Process	Picture	Picture description	Size	optional CCT/color for finished product	lumen output rate
NO		No proof	8mm*1.2mm	2700K-6000K	100%
NA		Nano-proof	8mm*1.3mm	2700K-6000K	98%
ET		Extrusion tube	10mm*4.8mm	2700K-6000K	88%

【Accessories Information】

Name	Picture	Code	coding	description
Fixed Clip		94-02-00-0002	FSW08SA	Silicone clip, screw: PA 3*8mm, suitable for 8mm FPC,EF/ET strip
Silicone Plug Kit		94-02-00-0044	DT08EA-A	Silicone plug kit, suitable for 8mm board width, ET/EF series silicone extrusion light strip
Silicone stopper kit		94-02-00-0045	DW08EA-A	Silicone tail plug kit, suitable for 8mm board width, ET/EF series silicone extrusion light strip
Mounting groove		94-02-00-0024	CVT08EA-12100100	Transparent PVC mounting groove, suitable for 8mm FPC, silicone extruded EF/ET strip
Stopper glue		94-16-03010001	AS-PG-0003	Silicone gel, suitable for ET/EF/EG waterproof LED strip

【Packing】

Colors brand package



General customized package



IP Process	Product size(mm)	Product quantity (m/reel)	Product quantity (m/case)	Product net weight(kg)	Net weight per box(kg)	Gross weight(kg)	Package size (cm)
NO	5000*8*1.2	5	300	0.132	7.92	9.108	41*41*26
NA	5000*8*1.3	5	300	0.135	8.1	9.315	41*41*26
ET	5000*10*4.8	5	200	0.338	13.52	15.548	41*41*26

Remark: data with 10% tolerance

· Engineering packaging of NO(IP20)/NA(IP65).



IP Process	Product size(mm)	Product quantity (m/reel)	Product quantity (m/case)	Product net weight(kg)	Net weight per box(kg)	Gross weight(kg)	Package size (cm)
NO	50000*8*1.2	50	650	1.32	17.16	19.734	41*41*26
NA	50000*8*1.3	50	650	1.35	17.55	20.183	41*41*26
ET	50000*10*4.8	50	100	4.68	9.36	10.764	25.5*25.5*26

Remark: data with 10% tolerance

【Precautions】

- Please drive the led strip with 24VDC isolated power, and the ripple of the constant voltage source should be less than 5%.
- Please do not bend the strip into an arc with a diameter less than 60mm to ensure the longevity and reliability.
- Do not fold it in case any damage of LED beads.
- Do not pull the power wire hard to ensure the longevity. Any Crash may damage the LED light is prohibited.
- Please make sure the wire is connected to the anode and cathode correctly. The power output should be consistent with the voltage of the strip to avoid damage.
- LED lights should be stored in dry, sealed environment. Please only unpack it before usage. Ambient temperature: -25 C ~40 C. Storage temperature: 0 C ~60 C. Please use the strips without waterproof within indoor environment with humidity less than 70%.
- Please be careful during operation. Do not touch the AC power supply in case of electric shock.
- Please leave at least 20% power for the power supply during using to ensure there is enough power supply to drive the product.
- Do not use any acid or alkaline adhesives to fix the product (e.g.: glass cement).
- Do not scratch the product when IP process of the product is NA. Ultraviolet rays will damage the nano-layers on the product and seriously affect the life of the product.