

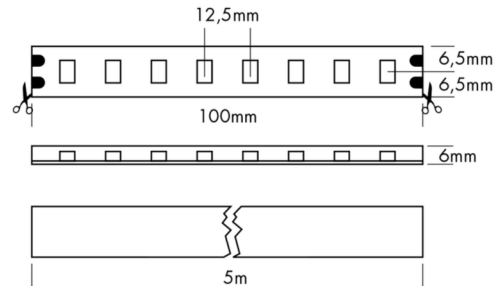
Data sheet

L645908HL - Flex Strip IP68 400 HE+ Mono - NW

PROLED®

Article name: Flex Strip IP68 400 HE+ Mono - NW

Article number: L645908HL



Article description:

The PROLED FLEX STRIPS are perfect for indirect lighting, as custom made versions for fair or shop applications as well as for all kinds of illumination. Due to their shallow design and the individually adaptable lengths the PROLED FLEX STRIPS offer a wide spectrum of application possibilities.

- High efficiency
- High flexibility - adaptable to round shapes.
- Installation with clamps or special glue. The 3M adhesive tape on the strip's backside (self adhesive) is only as fit-up aid.
- IP68 for under water use (power supply cable/end caps IP65 when correctly sealed.
- dimmable and controllable via DMX 512, DALI, KNX, 1-10V, CASAMBI, RF by MULTI power supplies/controller

Technical:

Mounting type:	Surface-mounted on ceiling	Electric:	
Adjustability:	Fixed	System power:	14.4 W
Controllability:	Dimmable	Current:	24 V
Safety:	IP68	Safety class:	3
Temperature range:	-10...45 °C	EEL:	A++ - A
Lifetime:	50.000 h at L80B10	UGR:	22.91

Shape and dimensions:

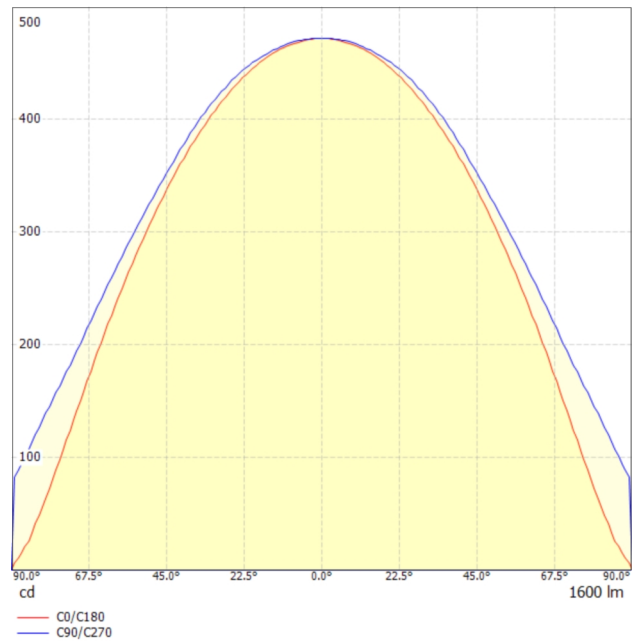
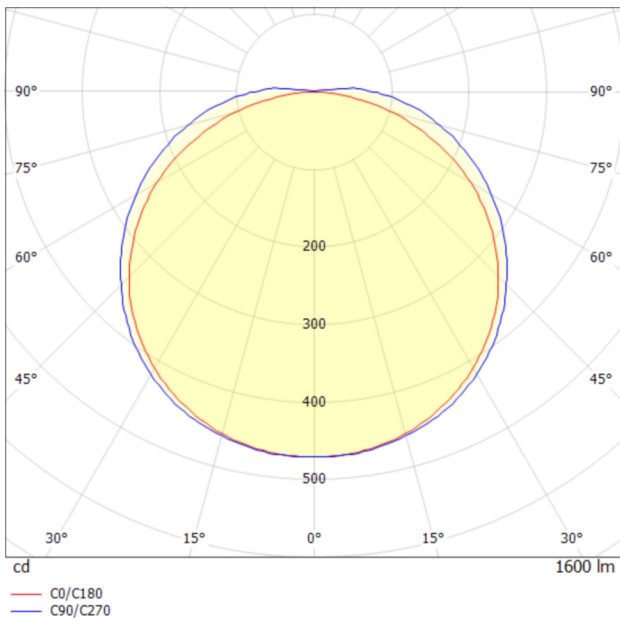
Length:	1000 mm
Width:	13 mm
Height:	6 mm
Weight:	-

Status 08.12.2020

Technical amendments and errors reserved.

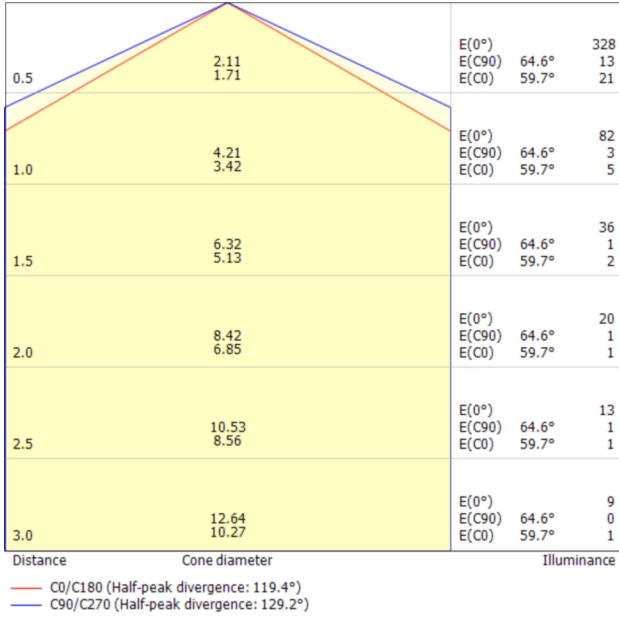
Light output 1 (LED 4000K - CRI 90):

Lamp type:	LED
Lamp power:	14.4 W
Total luminous flux:	1600 lm
Light efficiency:	111.1 lm/W
CCT:	4000 K
CRI:	90
Light distribution:	(Symmetrical) Wide flood (half value angle 45° ... 125°)



Data sheet

L645908HL - Flex Strip IP68 400 HE+ Mono - NW



Glare evaluation according to UGR

Room size	X	Y	Viewing direction at right angles to lamp axis					Viewing direction parallel to lamp axis				
p Ceiling	70	70	50	50	30	30	70	70	50	50	30	30
p Walls	50	30	50	30	30	30	50	30	50	30	30	30
p Floor	20	20	20	20	20	20	20	20	20	20	20	20
Room size	X	Y	Viewing direction at right angles to lamp axis					Viewing direction parallel to lamp axis				
2H	2H		19.2	20.6	19.5	20.8	21.1	20.3	21.7	20.6	22.0	22.3
2H	3H		20.6	21.9	21.0	22.2	22.5	22.4	23.7	22.8	24.0	24.3
2H	4H		21.2	22.4	21.5	22.7	23.0	23.5	24.7	23.9	25.0	25.4
2H	6H		21.5	22.6	21.9	23.0	23.3	24.6	25.7	25.0	26.1	26.4
2H	8H		21.6	22.7	22.0	23.0	23.4	25.2	26.3	25.6	26.6	27.0
2H	12H		21.6	22.6	22.0	23.0	23.4	25.8	26.9	26.2	27.2	27.6
4H	2H		20.0	21.2	20.4	21.5	21.9	20.9	22.1	21.3	22.4	22.7
4H	3H		21.7	22.7	22.1	23.1	23.4	23.2	24.2	23.6	24.6	25.0
4H	4H		22.3	23.3	22.8	23.6	24.1	24.4	25.3	24.8	25.7	26.1
4H	6H		22.8	23.6	23.2	24.0	24.5	25.6	26.5	26.1	26.9	27.3
4H	8H		22.9	23.7	23.4	24.1	24.6	26.3	27.1	26.8	27.5	28.0
4H	12H		23.0	23.7	23.5	24.1	24.6	27.0	27.7	27.5	28.2	28.7
8H	4H		22.8	23.6	23.3	24.0	24.5	24.6	25.4	25.1	25.8	26.3
8H	6H		23.4	24.1	23.9	24.5	25.0	26.0	26.7	26.5	27.1	27.6
8H	8H		23.7	24.2	24.2	24.7	25.2	26.8	27.4	27.3	27.9	28.4
8H	12H		23.8	24.3	24.3	24.8	25.3	27.7	28.2	28.2	28.7	29.2
12H	4H		22.9	23.6	23.4	24.0	24.5	24.6	25.3	25.1	25.8	26.2
12H	6H		23.6	24.2	24.1	24.6	25.2	26.1	26.6	26.6	27.1	27.6
12H	8H		23.9	24.4	24.4	24.9	25.4	26.9	27.4	27.4	27.9	28.4
Variation of the observer position for the luminaire distances S												
S = 1.0H	+0.1 / -0.1					+0.1 / -0.1						
S = 1.5H	+0.3 / -0.4					+0.2 / -0.2						
S = 2.0H	+0.4 / -0.7					+0.3 / -0.4						
Standard table	BK06					BK09						
Correction summand	6.6					10.8						
Correction glare indices referring to 1600lm total luminous flux												

Status 08.12.2020

Technical amendments and errors reserved.